



Part List

- mechanical -



R800i, R800a, R800x, R800at, Z1



CONTENTS






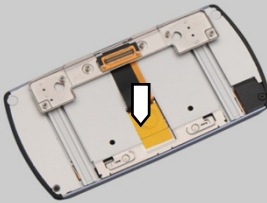






1	Part List	3
2	Revision History	12






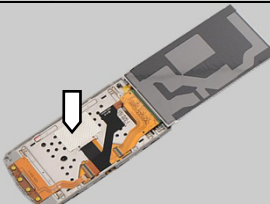








1 Part List

The following parts are available for order in 'E-star'.

The 'E-star' name of a part may often be complex and even confusing, so the name of certain parts mentioned in the Working Instructions, Repair Movies and Troubleshooting Guide are often referred to by a simple descriptive name for better understanding.


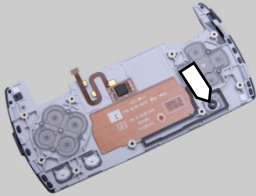














Both names (designations) will in that case be included in this Part List, where the name being used in the documents mentioned above is underlined, e.g. Battery Cover.














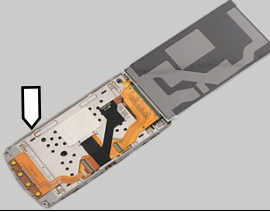

Designation	Part No.	Part	Location
Ant BT/WLAN	1233-5287		
Ant Main FPC	1233-5290		
Bracket Hinge Plug	1233-5266		
<u>Camera</u> Camera 5 MPixel CMOS AF SOC FL	1231-8040		
Camera Lens	1239-3558		
Cap Antenna Port Plug	1237-5146		

Designation	Part No.	Part	Location
Cap Proximity Grommet	1243-3592		
Cap Screw Cover	1234-0206		
Conductive Hinge Plug	1238-0449		
Core Unit Label	1233-5697		
<u>A-Cover</u> Cover A-Cover Assembly Black Cover A-Cover Assembly White Cover A-Cover Assembly Blue AT&T Cover A-Cover Assembly Orange	1247-2434 1247-2435 1253-5431 1254-6293		
<u>Battery Cover</u> Cover Battery Assembly – Black Cover Battery Assembly – White Cover Battery Assembly - Verizon Black Cover Battery Assembly - China Unicom Black Cover Battery Assembly - China Unicom White Cover Battery Assembly - Blue AT&T Cover Battery Assembly - Orange	1233-5278 1237-7456 1247-8520 1253-4175 1253-4183 1251-6393 1252-4476		
<u>C-Cover</u> Cover C-Cover Assembly – Black Cover C-Cover Assembly – White Cover C-Cover Assembly – Verizon Black Cover C-Cover Assembly – China Unicom White Cover C-Cover Assembly - China Unicom Black Cover C-Cover Assembly - Blue AT&T Cover C-Cover Assembly - Orange	1247-2437 1247-2439 1249-7059 1253-7504 1253-7521 1253-7493 1254-6297		

Designation	Part No.	Part	Location
<u>D-Cover</u> Cover D-Cover Assembly – Black (Blue AT&T and Orange) Cover D-Cover Assembly – CDMA Black Cover D-Cover Assembly – CDMA White Cover D-Cover Assembly – White	1233-4624 1246-0975 1246-1479 1237-7446		
Cover Plastic SIM Card plug-CDMA	1241-9505		
Cushion LCD Shim Black	1238-0445		
<u>Display</u> Display 4.0 TFT	1232-3562		
EC250 Headset Adapter	1249-0456.1		
Foil 0.0 mm Speaker Adhesive	1239-3911		
Foil 0.0 mm Tape, Hinge Plug	1236-8420		
Foil Adhesive Conductive	1234-5104		

Designation	Part No.	Part	Location
Foil Adhesive ESD	1244-0259		
Foil Adhesive Touch Flex	1241-2066		
Foil Grounding Camera	1230-4736		
FPC Zeus GPS Antenna	1243-1523		
Gasket Camera	1239-3918		
Gasket Conductive 1 Golden	1237-9145		
Gasket Conductive 2 Golden	1237-9146		
Gasket Conductive 3,8x2,3	1233-2177		





Designation	Part No.	Part	Location
Gasket Home Key	1248-2005		
Gasket Speaker, Left	1236-8419		
Gasket Trigger Switch Gasket	1244-3303		
Gasket VT	1241-9154		
<u>B-Cover</u> Hinge Assembly, B-Cover	1241-5140		
<u>Key 4</u> Key 4 – Black (Blue AT&T and Orange) Key 4 – White	1233-4610 1237-7451		
<u>Key Direction</u> Key Direction – Black (Blue AT&T and Orange) Key Direction – White	1233-4611 1237-7453		
Key Power	1233-4626		

Designation	Part No.	Part	Location
Key SSH	1233-4612		
<u>Key Volume</u> Key Volume – Black (Blue AT&T and Orange) Key Volume – White	1233-4628 1239-3029		
Keyboard Navigation	1233-4608		
Label Touch Circuit	1236-8421		
Water Indicator Foil 0.34 mm	1223-5172		
Loudspeaker	1229-9357		
Magnet	SXA109575 0R2A		
<u>Micro SD</u> Micro SD 8Gb Micro SD 16Gb	1210-7835 1222-7995		

Designation	Part No.	Part	Location
Net Speaker Cloth	1239-3910		
PBA Audio Jack FPC	1229-3277		
PBA Receiver Flex	1229-2860		
PBA Top Keypad Flex	1229-3233		
PBA Zeus Hinge Flex	1229-2850		
PBA Zeus USD Board	1231-0078		
Portable Handset MH610 Black Portable Handset MH610 White	1239-7314 1239-7315		
Pouch CA850	1245-0811		

Designation	Part No.	Part	Location
Power LED tape	1244-9456		
Screw Phillips Len:2.3 Diam:3.0	1234-0203		
Screw Torx Len:3.4 Diam:3.0	1234-0201		
Screw Torx Len:5.4 Diam:2.5	1234-0202		
Shield Can Closed Lid – BB	1233-5275		
Shield Can Closed Lid – BB Tall	1233-5277		
Switch Cover Adhesive	1239-3912		

Part List (mech)

Designation	Part No.	Part	Location
Washer	1249-1173		
Liquid Intrusion Indicator	SXA109488 4R1		
ET909 Screen protector	1245-8525		
Protection foil (cling tape), Verizon Protection foil (cling tape), AT&T	1253-7040 1252-3070		



2 Revision History

Rev.	Date	Changes / Comments
1	2011-Mar-23	Initial release
2	2011-May-3	Update Washer, Screw Torx Len:3.4 Diam:3.0 picture
3	2011-June-15	Added 1245-8525 ET909 Screen protector
4	2011-July-22	Added China Unicom Battery cover and C-cover
5	2011-Sept-9	Added AT&T A-cover, C-cover and Protection foil (cling tape)
6	2011-Sept-28	Changes on Liquid Intrusion Indicator
7	2011-Nov-09	More specified info which parts that is AT&T, see (and Blue AT&T)
8	2011-Nov-09	Added spare parts for color Orange
9	2012-Jan-18	Correct the mix up between 1237-9145 and 1237-9146